

Specification Sheet

[Lattice] R80 LED Track Light

Product Series: LM-R80-35W-840

TECHNICAL DATA

Mounting:	3-Phase EU Track Mounted
System Power(W):	35W
Input Voltage(AC):	220-240V AC 50-60Hz
CRI:	>90
Module Lumens (25° C)	4250lm (122lm/w)
Actual Lumens (85° C)	3485lm (100lm/w)
Environment:	IP20 For indoor only

OPTICAL

Aiming:	Fixed
Light Distribution Symmetry:	Symmetric
Beam Angle:	19° / 25° / 40° / 50°
Color Temperature:	Day White 4000K

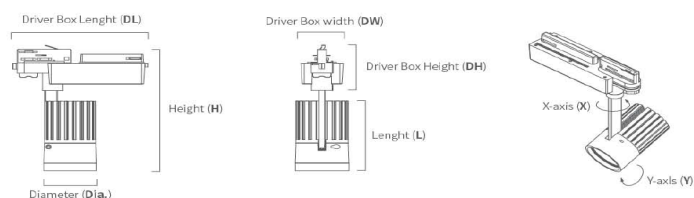
ELECTRICAL

LED Model:	Epistar 40W COB Module
L70:B10 Lifetime:	>52,000hrs
Transformer Model:	Philips Certa / Tridonic 900mA LED Driver
Transformer Type:	Electronic (Non-Dimmable)
Warranty:	3-Years

PHYSICAL

Dimension	80 (Dia) x 235mm (H)
Material:	Aluminium
Net Weight:	825g

Dimensional Drawing




Model	Dia.	L	H	DL	DH	DW	X	Y
R80	80	125	235	196	70	63	350°	90°

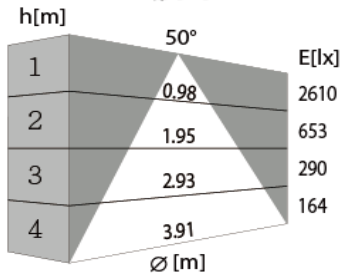
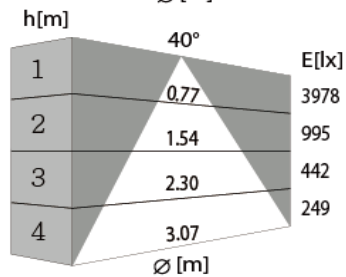
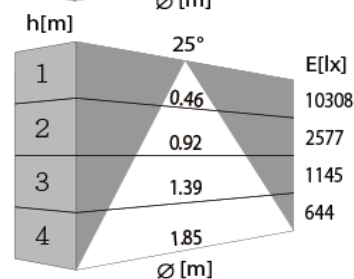
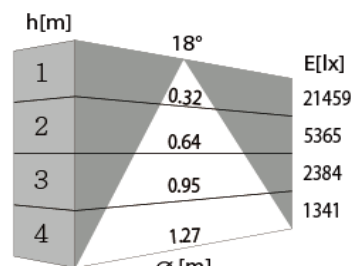
*Unit=mm



Body Color



Photometric



CERTIFICATIONS

